

Table of content

1. Introduction to Online Reporting.....	4
2. Registration Gutmann App	4
3. Login to Gutmann Online.....	11
3.1. Login the mobile devices	11
3.1.1. Login with biometrics.....	11
3.1.2. Login with PIN Code	11
3.2. Login via the browser	12
4. Device Management.....	17
4.1. Adding another mobile device.....	17
4.2. Remove Mobile Device	19
4.3. Information	21
5. Secure Mail	22
5.1. Notifications	23
5.2. Mail-Folder.....	24
5.3. Writing a message.....	24
6. Online Reporting.....	26
6.1. Home page and menu navigation design	26
6.1.1. Menu items available	26
6.1.2. Global parameters.....	27
6.1.3. Customized home page.....	27
6.2. Menu item Asset holdings	28
6.2.1. Asset analysis	28
6.3. Menu item Performance.....	30
6.3.1. Performance chart.....	30
6.3.2. Further analyses	31
6.4. Menu item Positions	32
6.4.1. Movements in accounts and securities accounts.....	33
6.4.2. Securities positions	33
6.4.3. Other positions.....	34
6.5. Menu item Movements.....	35

6.5.1.	Movements in the securities account.....	35
6.5.2.	Distributions/dividends/coupons.....	35
6.5.3.	Liquidity forecast	36
6.6.	Menu item Documents	36
7.	Your Personal Funds Service.....	38
7.1.	Home page and Menu	38
7.1.1.	Available menu options	39
7.1.2.	Individual parameters	39
7.2.	Menu item "Details"	39
7.3.	Menu item "Performance"	41
7.3.1.	Performance chart.....	41
7.4.	Menu item "Positions"	42
7.5.	Menu item "Deposit Transactions"	43
7.5.1.	Custody account transactions.....	43
7.5.2.	Payouts.....	43
7.6.	Menu item "Subscription Service"	44
7.7.	Menu item "Archive"	44
8.	Security and technology	45
8.1.	Security.....	45
8.2.	Technical information	45

1. Introduction to Online Reporting

The Gutmann App provides you with a fast and secure access to Gutmann's digital services. Our online reporting gives you a detailed overview of your investments with Gutmann

- Detailed overview of your investments
- Performance of your investments
- Overview of account and securities holdings and turnover
- Encrypted messages to your account manager
- Transmission and storage of important documents and client information

This guide is intended to assist you in setting up your access and using Gutmann Online. If you have any further questions, your relationship manager will be pleased to assist you at any time.

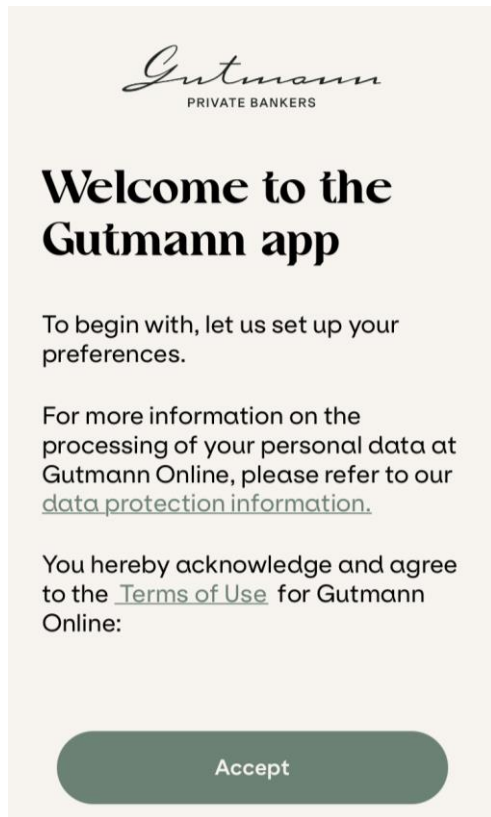
2. Registration Gutmann App

To use the Gutmann Online services, you must first register your mobile device. To do this, first download the app from the App Store or Google Play Store.



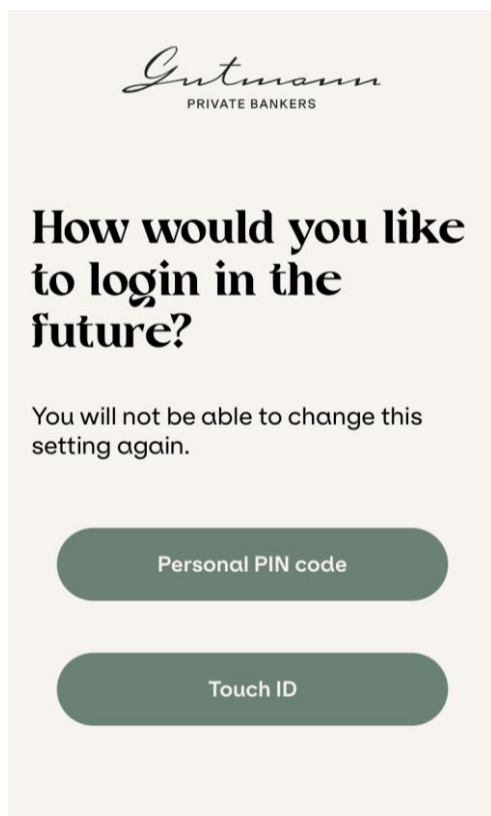
For the next steps, please have the QR code and the one-time password you received from us ready.

The app will guide you through the registration of your mobile device. It will take you through the following steps:



On the first page of the app, we inform you about the data protection information and terms of use applicable within the framework of Gutmann Online. The links in the green text sections will take you to the relevant information.

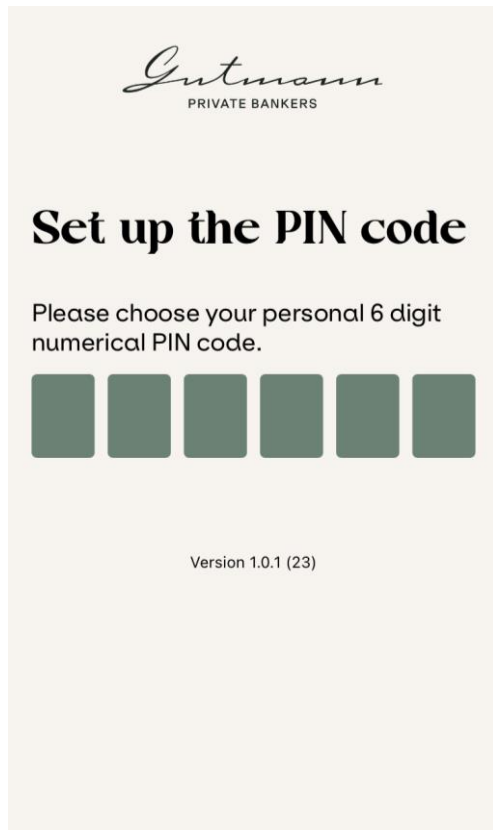
By clicking the "Accept" button, you accept the applicable terms of use.



The second page of the app is used to decide how you would like to log in to the app in the future to confirm access approval for a browser login. The choices are:

- Use of a personal PIN code
- Use of biometric identifiers (fingerprint = Touch ID or facial recognition = Face ID)

Once registration has been completed, the access option can no longer be changed. If you wish to make a change, please delete the app and request new access data (QR code and one-time password) from your relationship manager.



The screenshot shows the 'Set up the PIN code' screen. At the top is the Gutmann Private Bankers logo. Below it, the title 'Set up the PIN code' is displayed in a large, bold, black font. Under the title, a message reads: 'Please choose your personal 6 digit numerical PIN code.' Below this message are six dark green square boxes arranged horizontally, intended for entering the PIN digits. At the bottom of the screen, the text 'Version 1.0.1 (23)' is visible.

If you have decided to use a PIN code, please enter a 6-digit code of your choice.

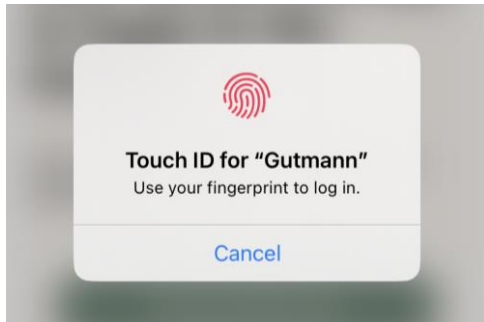
The use of six identical digits or a sequence of ascending or descending digits is not permitted.

Depending on the device, the PIN code must be entered twice concealed (not visible) or the visible code must be confirmed.

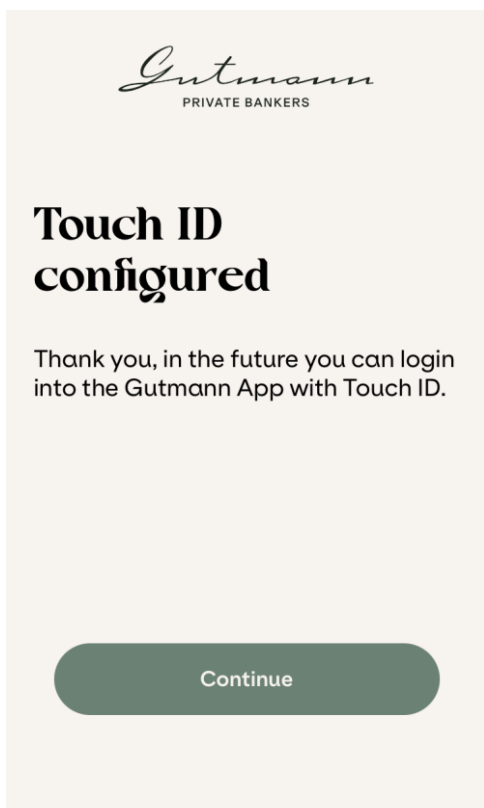


The screenshot shows the 'PIN code saved' screen. At the top is the Gutmann Private Bankers logo. Below it, the title 'PIN code saved' is displayed in a large, bold, black font. Under the title, a message reads: 'In the future, you can login into the Gutmann App with this PIN code.' At the bottom of the screen, there is a dark green rounded rectangular button with the word 'Continue' in white text.

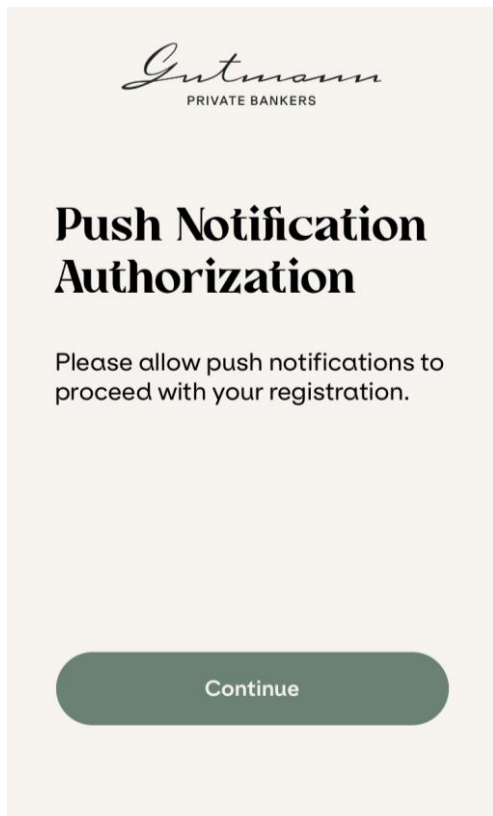
The PIN code setup is confirmed.



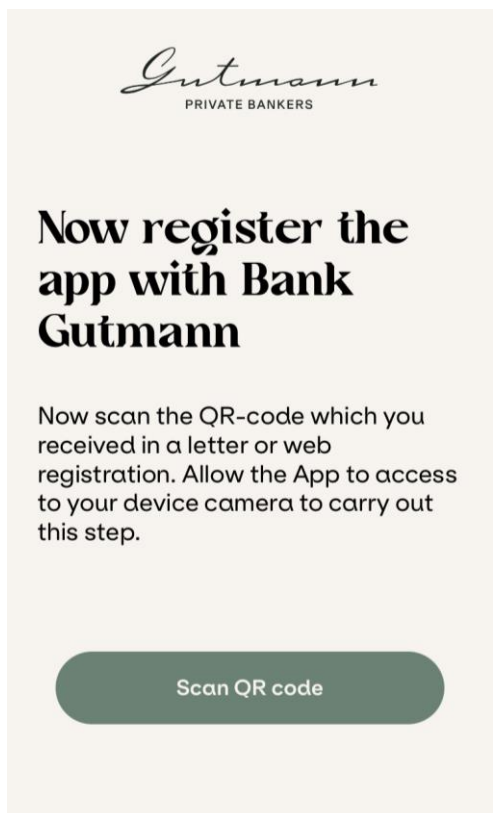
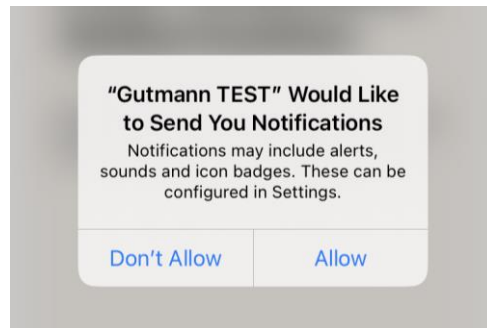
If you have opted for biometrics (Touch ID or Face ID), you must confirm this accordingly on your mobile device.



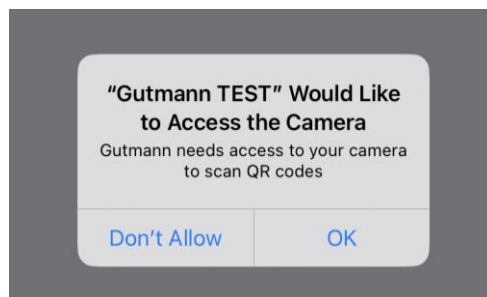
The biometric login setup is confirmed.

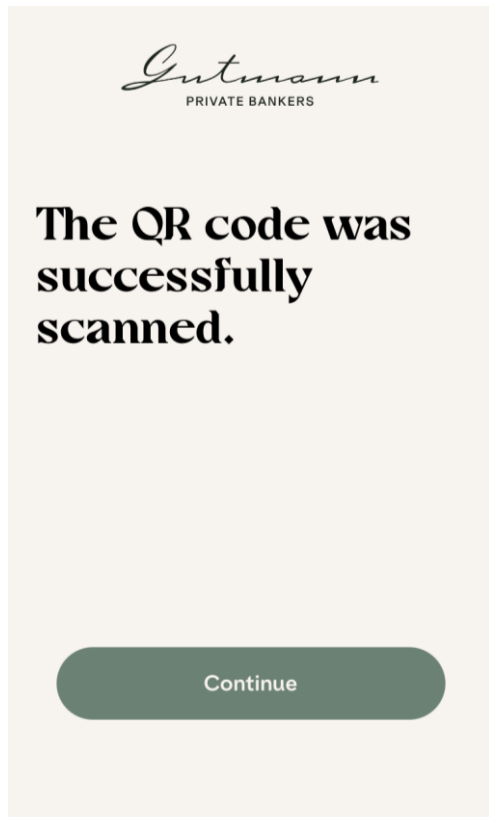


You will be informed by e-mail regarding messages that arrive in the Secure Inbox. If you would also like to receive this information by push notification, you agree to receive push messages.



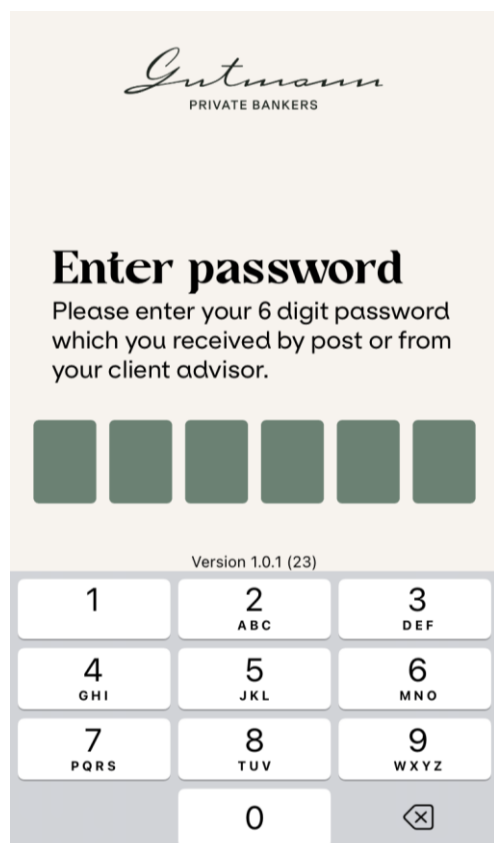
In order to be able to register the mobile device, the QR code is scanned in this step. To do this, it is necessary to grant the app access to the camera of your mobile device.





The successful reading of the QR code is confirmed.

If you receive an error message, please try again. If it is not possible to read the QR code, please contact your supervisor.



To complete the registration, please enter the 6-digit one-time password you received from us.



Congratulations!

You can now login and operate the Gutmann App.
Please discard the security card as it will not be needed again for your login.

Gutmann Online

From now on you can log in to Gutmann Online with your mobile device.

If you have used a security card (token) for login in the past, you can dispose of it.

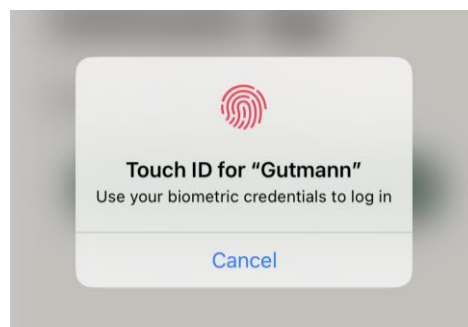
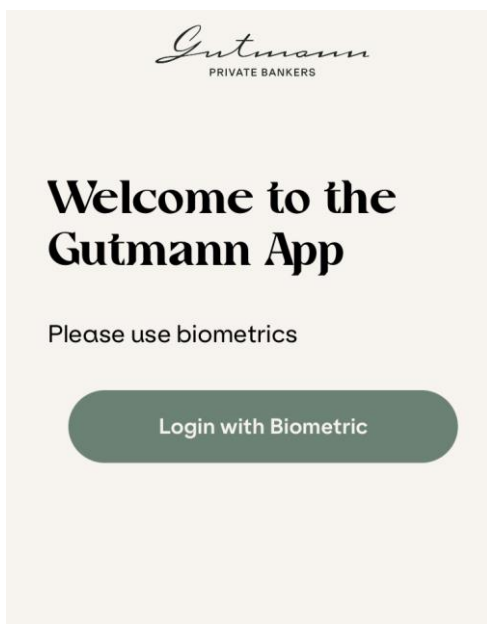
3. Login to Gutmann Online

Gutmann Online is available both directly in the app on your mobile device and as a browser variant.

3.1. Login the mobile devices

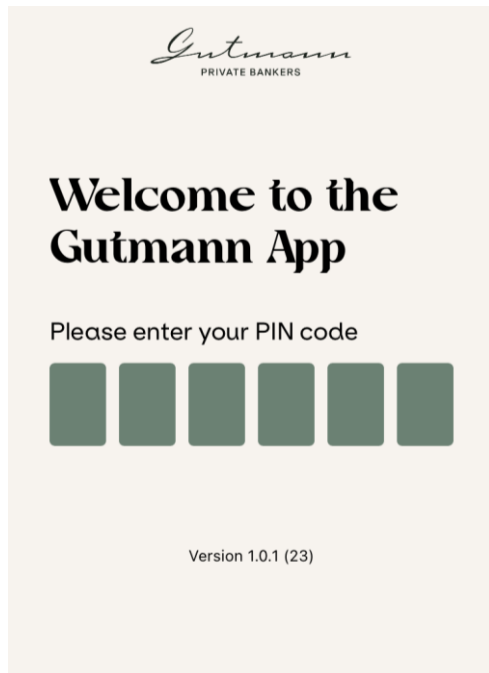
3.1.1. Login with biometrics

Open the Gutman app and confirm the login with Touch or Face ID. After verifying your login data, the Gutmann Online homepage opens directly.



3.1.2. Login with PIN Code

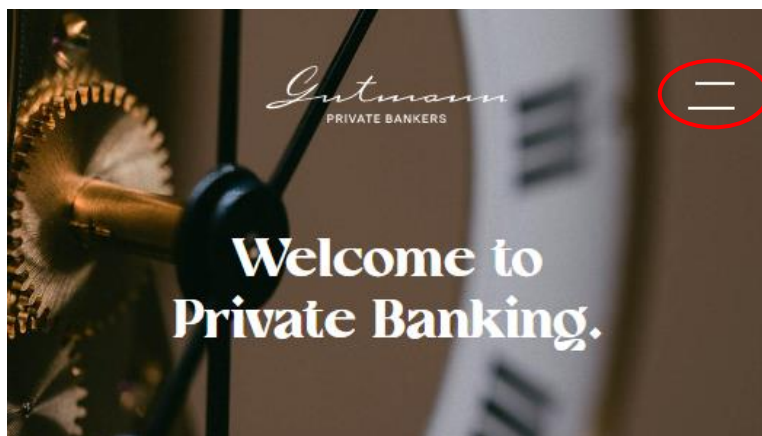
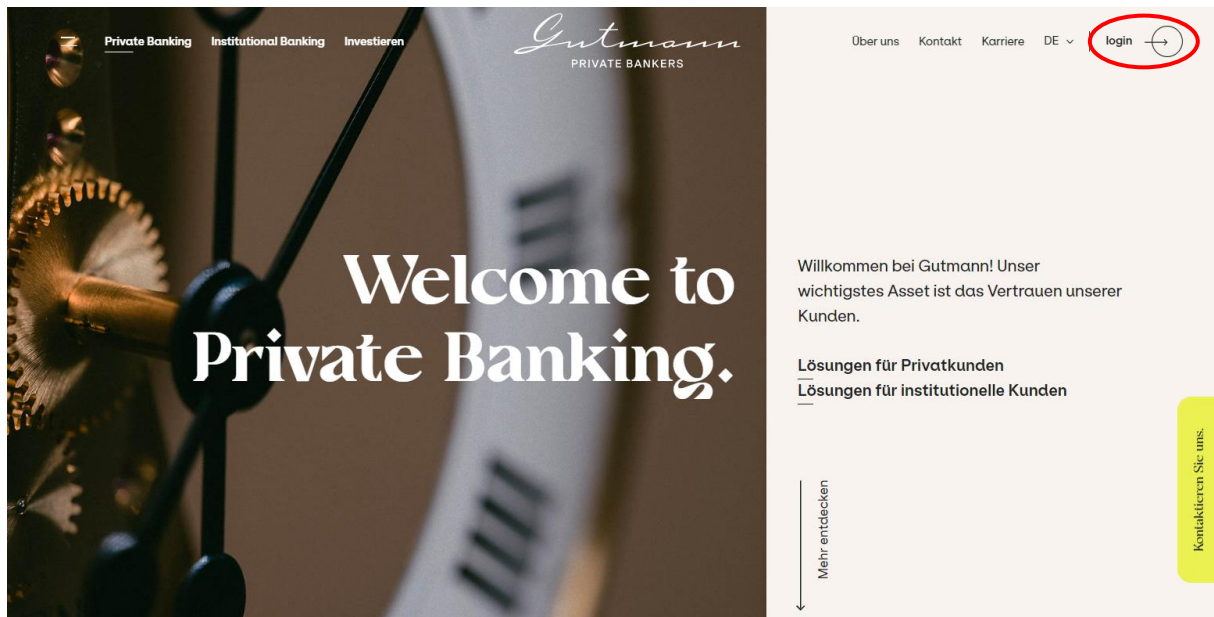
Open the Gutman app and enter your PIN code. After verifying your login data, the Gutmann Online homepage opens directly.



3.2. Login via the browser

Click on the login button on the Gutmann website www.gutmann.at. This is marked with the following symbol:





For smaller screens, please click on the menu icon to get to the login.

You will then be taken to the login page, where you will please enter your user name.

Gutmann
PRIVATE BANKERS

DE EN

Login

User name

OK

[Terms and Conditions](#) [Imprint](#) [Data Protection](#)

If the valid user name has been entered, you will receive a 4-digit alphanumeric code which you have to compare with the code on your mobile phone.

Gutmann
PRIVATE BANKERS

DE EN

Two-Factor Authentication

Open the Gutmann app and confirm the login request if the app shows the following code:

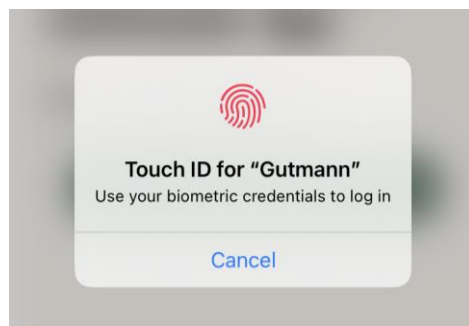
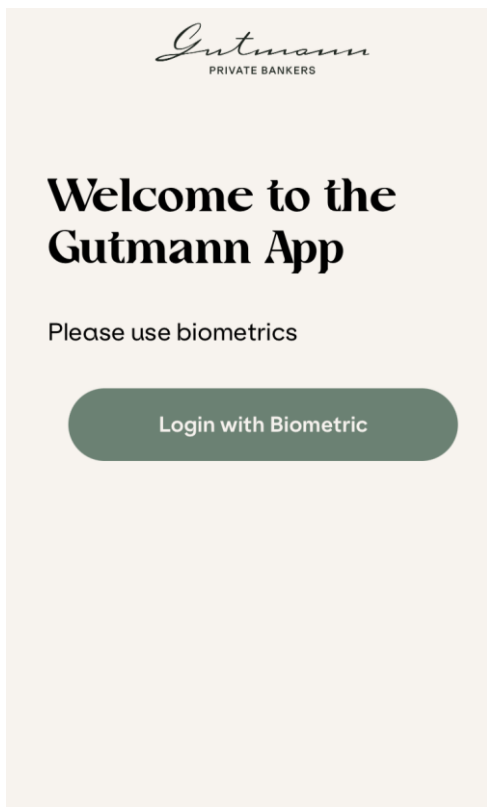
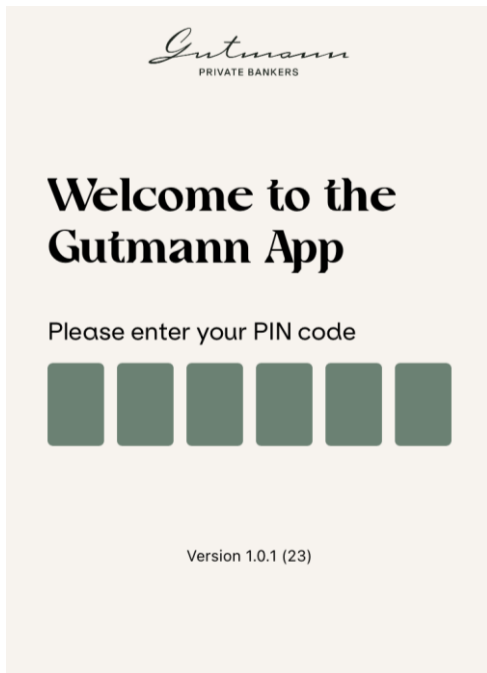
JJB1

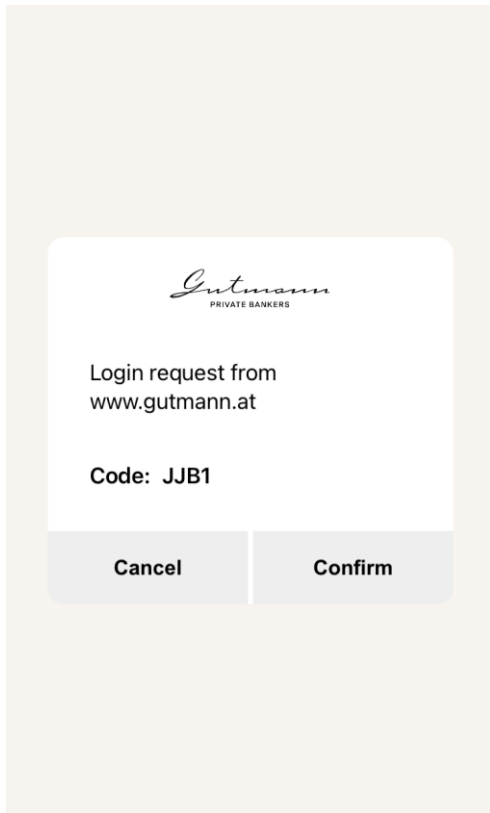
Thereafter, click here to continue.

Continue

[Terms and Conditions](#) [Imprint](#) [Data Protection](#)

Open the app on your mobile device. Depending on the login method you have chosen, you will see one of the following login screens. Log in with your PIN, Touch ID or Face ID.

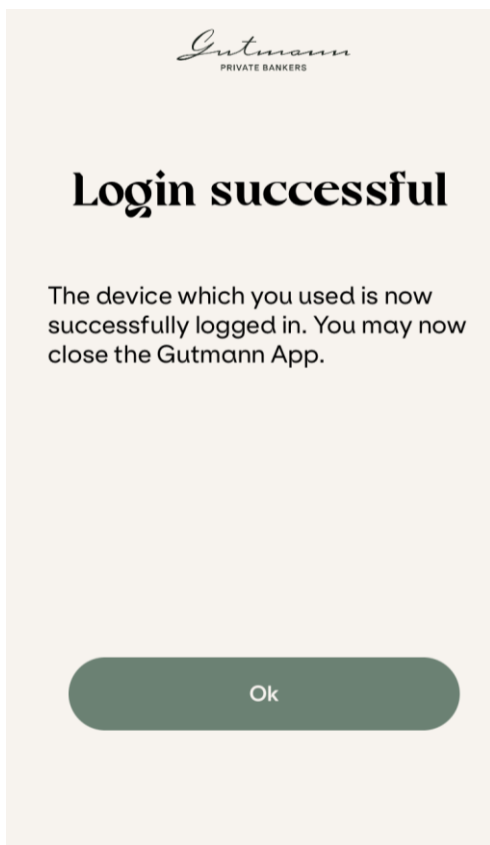




Compare the 4-digit alphanumeric code with the code displayed on the website.


Confirm it if the details match.

Reject it if there is no match or you have not requested a login.



This message confirms the successful login. Close the app and click on "Next" in the browser to go to Gutmann Online.

4. Device Management

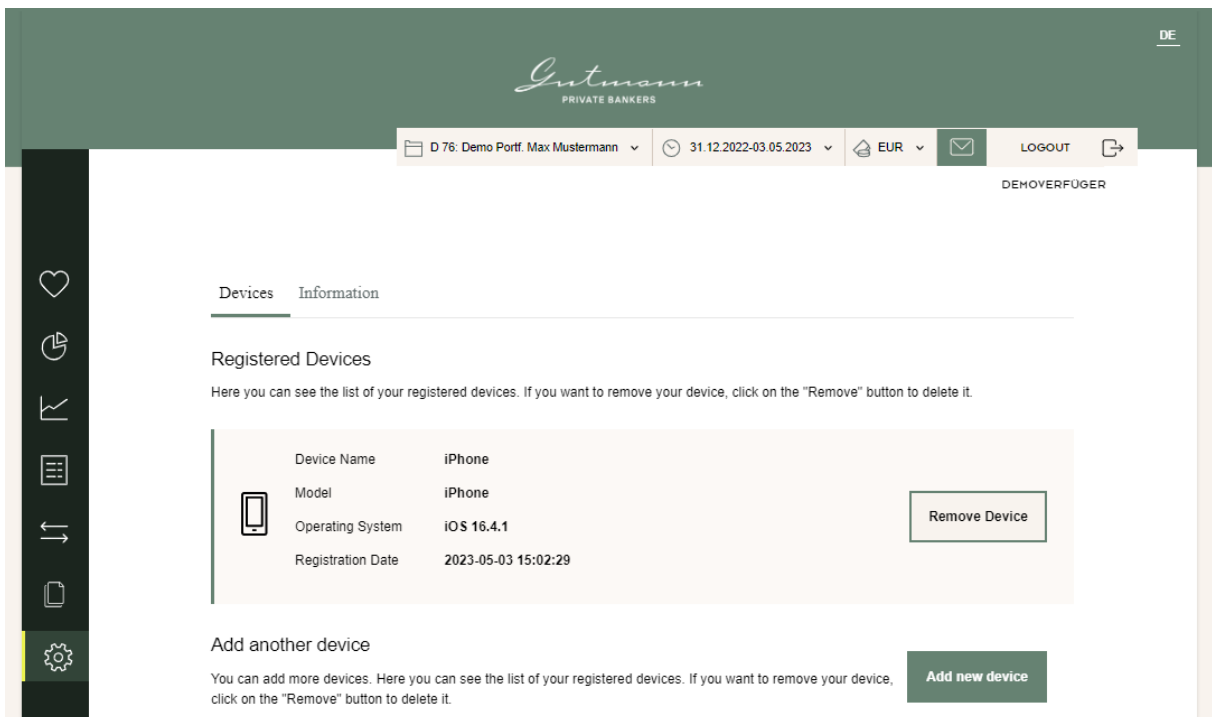
The gear wheel symbol , which you will find as the last symbol in the menu bar on the left, takes you to the device management. On mobile devices or smaller screens, the menu bar must first be opened via the menu symbol in the upper right corner. In the device administration it is possible to register further mobile devices or to remove connected devices (e.g. if you use a new mobile device).

If only the Secure Mail is used within the framework of Gutmann Online, the cogwheel symbol is located in the upper menu bar.

In addition, all links to relevant information, such as the terms of use, the manual, etc., can be found under this menu item.

4.1. Adding another mobile device

If you want to use Gutmann Online on several mobile devices, you can add them via the device management. In the Devices view you will find a list of those devices that you have registered for your user. At the bottom of the page is the menu item "Add new device".



The screenshot displays the Gutmann Online interface. At the top, the header includes the Gutmann logo and the text "PRIVATE BANKERS". Below the header, a navigation bar shows the user's profile "D 76: Demo Portf. Max Mustermann", the current date "31.12.2022-03.05.2023", the currency "EUR", and a "LOGOUT" button. The main content area is titled "Devices" and "Information". Under "Registered Devices", there is a list of devices. The first device is an iPhone with the following details:

Device Name	iPhone
Model	iPhone
Operating System	iOS 16.4.1
Registration Date	2023-05-03 15:02:29


To the right of the device details is a "Remove Device" button. Below the list, there is a section titled "Add another device" with a description: "You can add more devices. Here you can see the list of your registered devices. If you want to remove your device, click on the 'Remove' button to delete it." and an "Add new device" button.

Click this button and you will first receive QR codes that will take you directly to the App Store or Google Play Store to install the app on the new device.


×


Gutmann App Installation

First install the Gutmann app on your new device. It is available for Apple and Android devices:




Scan the QR code to access the desired store





Scan the QR code to access the desired store



Next


The next step is to receive a QR code.

First carry out the steps for registering the app on the new mobile phone as shown in chapter 2 and scan the QR code. Instead of entering the one-time password, it is now only necessary to confirm the new device.

×

Confirm authentication device

We have received a successful registration from a SM-G780F device. Please confirm that this is your device.

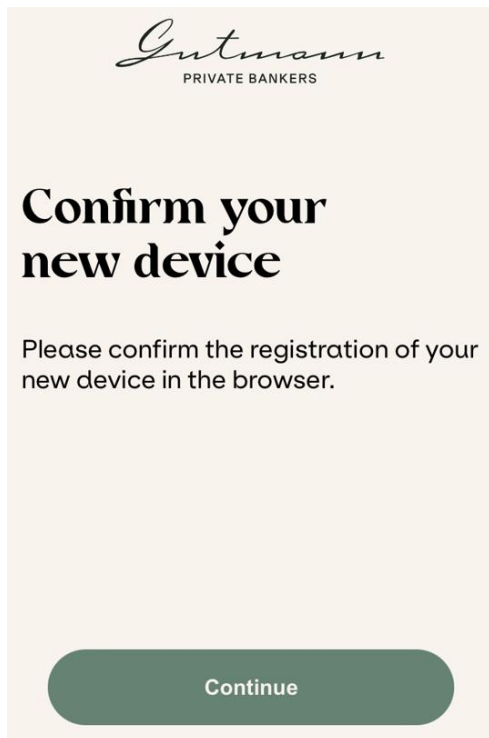


Device Name	samsung SM-G780F
Model	SM-G780F
Operating System	Android 13
Registration Date	-

No, that is not my smartphone


Reject device

Confirm



On your cell phone, you will receive a request to confirm the new device. Once you have made this confirmation, you will receive the corresponding information.

As soon as you have made this confirmation, you will be informed accordingly.



You can now log in to Gutmann Online with all registered devices or use them for login approval when using a desktop.

4.2. Remove Mobile Device

In the Devices view you will find a list of those devices that you have registered for your user. If you want to remove one of the registered devices, please click on "Remove devices" next to the corresponding device.

DE

Gutmann
PRIVATE BANKERS

D 76: Demo Portf. Max Mustermann | 31.12.2022-03.05.2023 | EUR | LOGOUT

DEHOVERFÜGER

Devices Information

Registered Devices

Here you can see the list of your registered devices. If you want to remove your device, click on the "Remove" button to delete it.

	Device Name	samsung SM-G780F	<button>Remove Device</button>
	Model	SM-G780F	
	Operating System	Android 13	
	Registration Date	2023-05-02 14:30:38	
	Device Name	iPhone	<button>Remove Device</button>
	Model	iPhone	
	Operating System	iOS 16.4.1	
	Registration Date	2023-05-03 15:02:29	

Add another device

You can add more devices. Here you can see the list of your registered devices. If you want to remove your device, click on the "Remove" button to delete it.

Add new device

The deletion of a registered device must now be confirmed again.

Please note that access to Gutmann Online is only possible if at least one mobile device is registered.

×

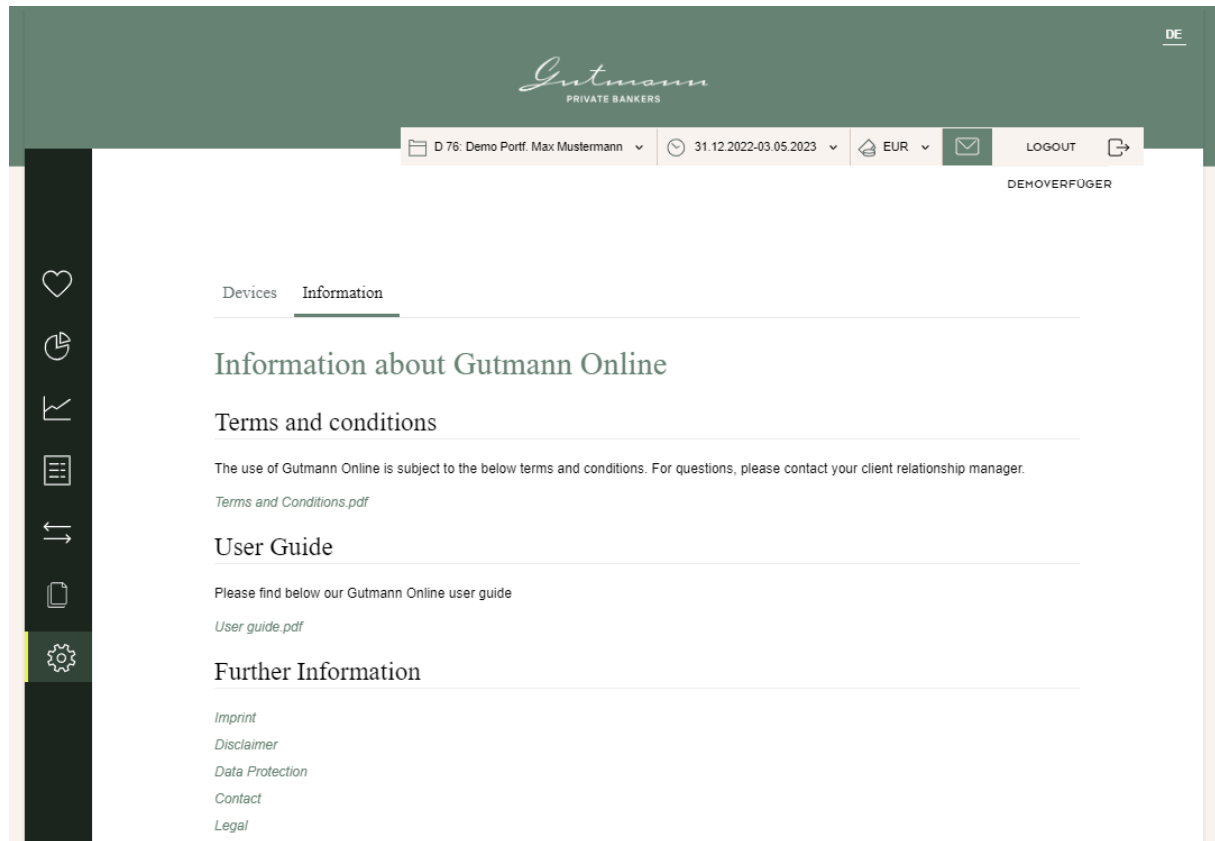
Remove Device

This device serves as a second factor in your web login. Without a registered device, you will no longer be able to access the website. Do you really want to delete the device?

Cancel Remove Device

4.3. Information

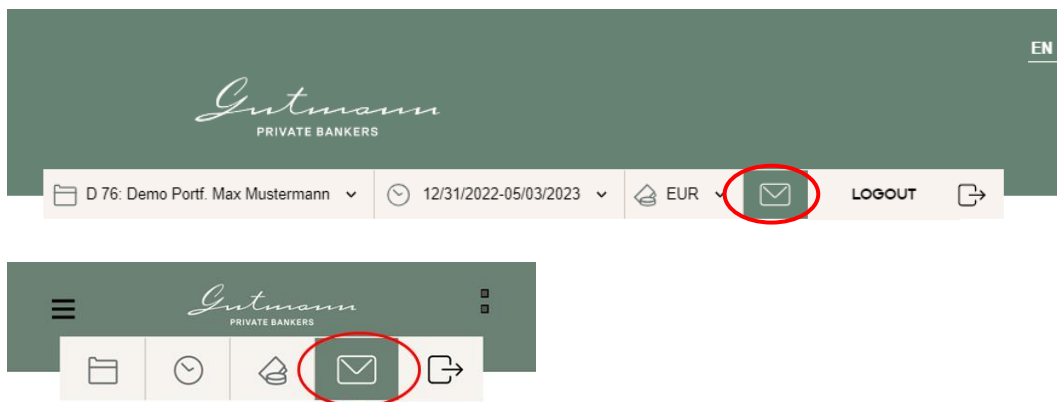
Under the menu item Settings in the section Information you will find links to the Terms of Use, as well as further legal information.



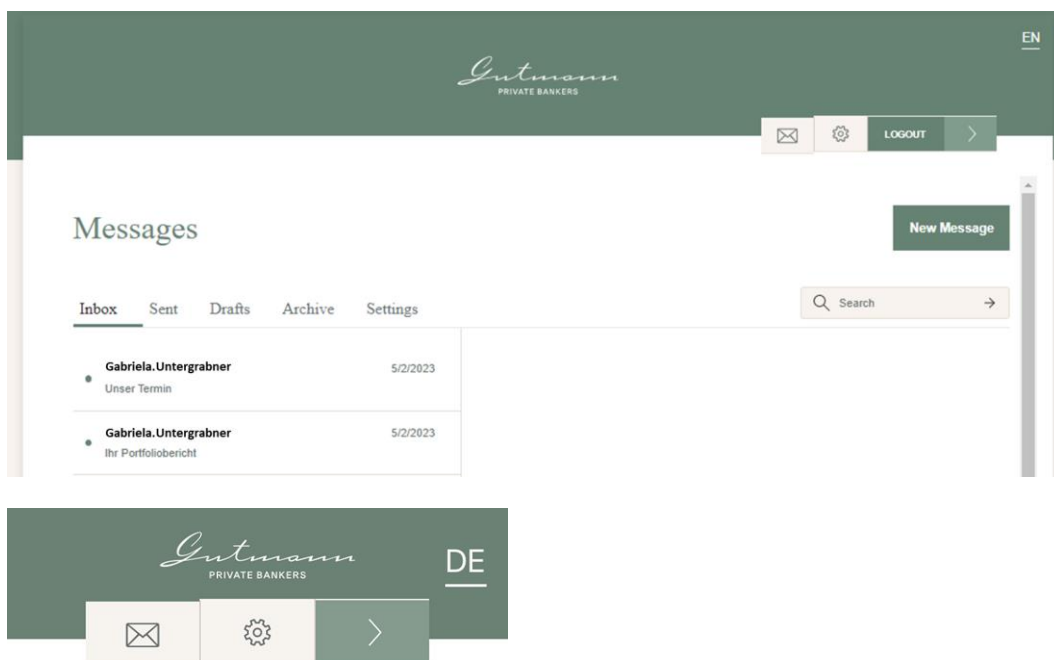
5. Secure Mail

In addition to online reporting, Gutmann Online also offers a secure communication exchange between you and Gutmann employees. Secure Mail can be used both as a separate function and in combination with Online Reporting.

To access Secure Inbox in combination with Gutmann Online, click on the green letter icon in the top menu bar.



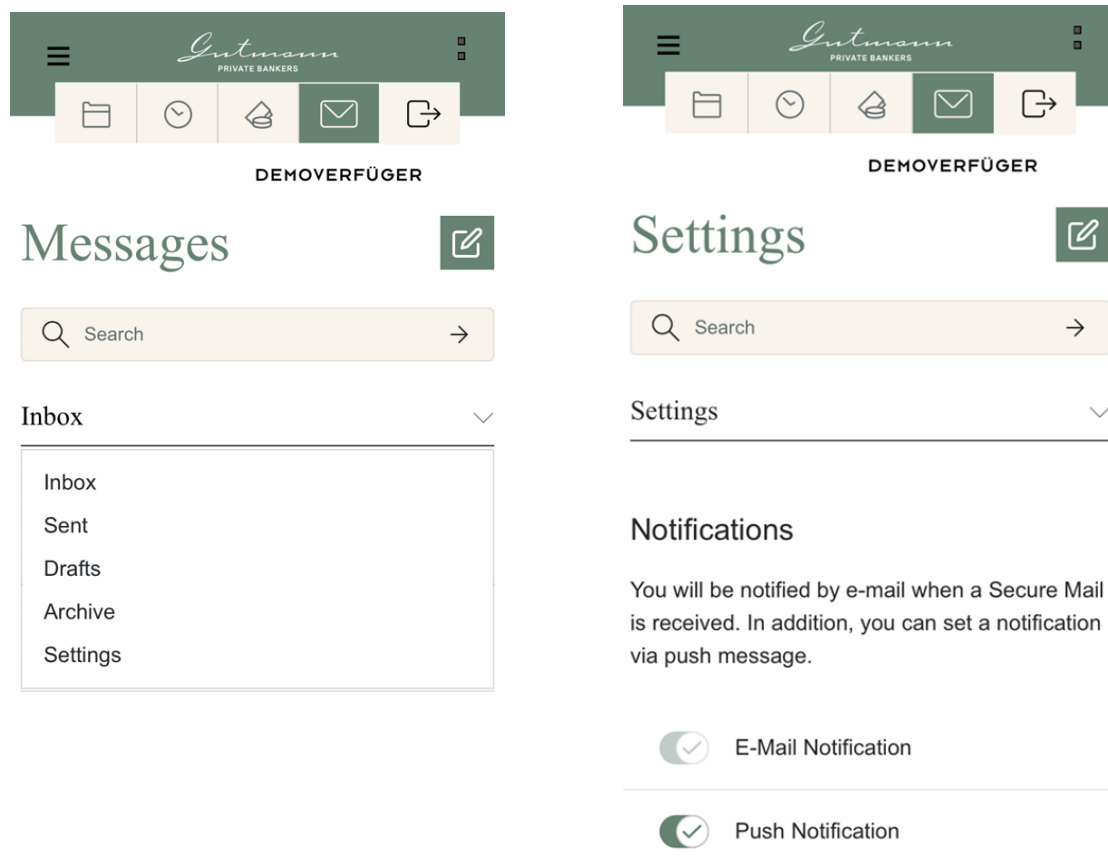
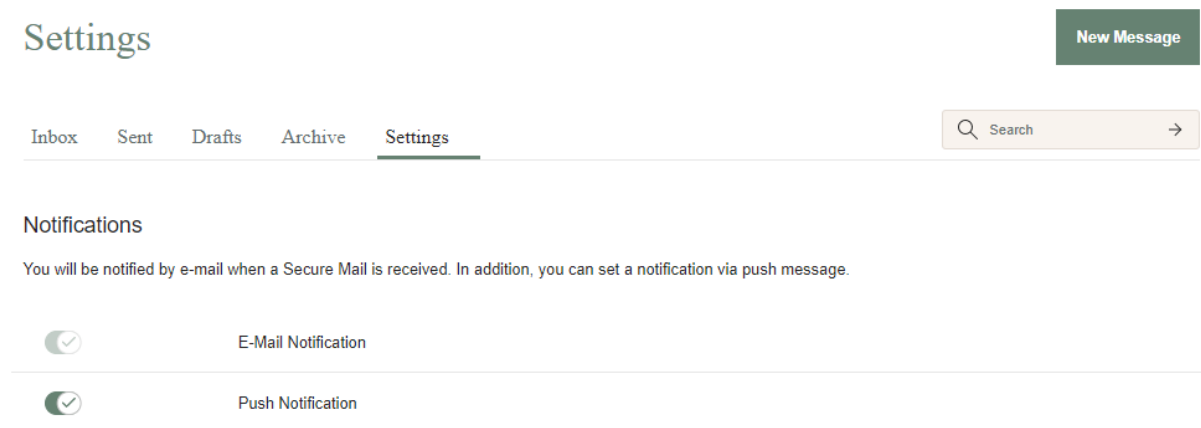
If you only use the Secure Mail, you can access your inbox immediately after logging in.



5.1. Notifications

When we write you a message, you will receive notice sent to your standard email address stating that there is a message in your Secure Mail inbox. You also have the option of receiving this information directly on your mobile device via a push notification.

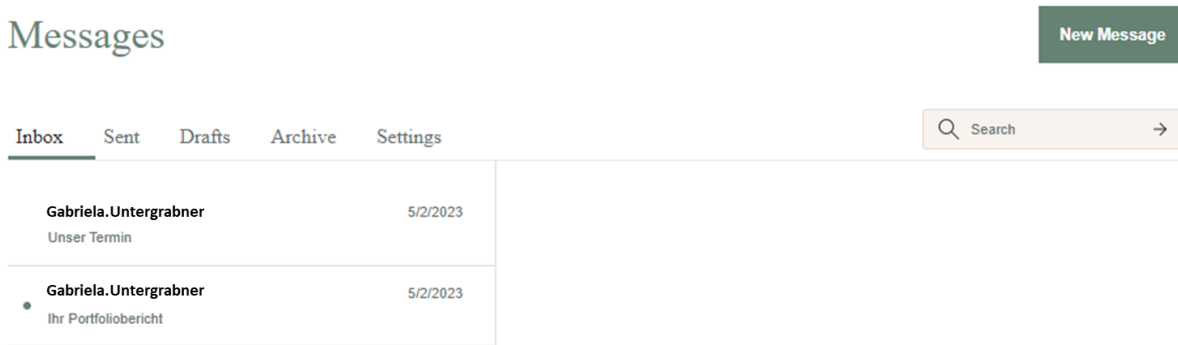
You will find the settings for this in the "Settings" subfolder of the Secure Mail program.



5.2. Mail-Folder

When you open Secure Mail, you will see the inbox. A list of received mails is displayed. If you click on a message, it is displayed on the desktop in the window to the right of the list. On smaller screens or mobile devices, a new view opens.

Messages



The functions Reply, Forward, Archive and Delete are available for e-mails received. Please note that forwarding is only possible to Gutmann employees.



When forwarding, attachments are not automatically attached. Documents contained in the mail must therefore be added again.

The "Outbox" folder contains the mails you have sent to Gutmann employees.

In the "Archive" folder you will find the mails that you have not yet sent.

5.3. Writing a message

Click on the button  or on  mobile devices to write a new message.

In the Recipient field you can enter the e-mail address of the Gutmann employee who is to receive the message. Your contact persons are already stored and can be selected in the drop-down menu.

Enter a subject and the content of your message in the corresponding fields.

✕ Back

From


MM

Max Mustermann

Recipient

Select a Recipient or type in the e-mail address



You also have the option of attaching documents to your message. To do this, click on the icon  Anfügen and select the desired documents.

Click on "Send" when the message is ready to be sent.

✕ Back

From

MM

Max Mustermann

Recipient

Gabriela.Untergrabner | gabriela.untergrabner@gutmann.at x x



Subject

Next Meeting

..|



Upload

Send

6. Online Reporting

Gutmann Online Reporting offers detailed information on transactions and positions, access to a wide range of documents as well as a variety of analytical tools for your portfolio. Below, you will find a brief description of the types of information and functionalities available.

6.1. Home page and menu navigation design

On the home page of Online Reporting, you can see, at a glance, some key information and the contact details of your personal relationship manager.



The simple menu on the left-hand side of Online Reporting guides you through all the data and analyses available. The latter are filled with the data selected based on the global parameters chosen in the top right corner.

6.1.1. Menu items available

On the left-hand side of the Online Reporting page, a menu is displayed that guides you through the pages available. The first item takes you to the home page, which provides concise information and your relationship manager's contact details. This is followed by the menu item "Asset analysis", which shows the current composition of your assets as

well as your asset allocation history. Under the menu item "Performance", you will moreover find various analytical options in the form of line charts.

The two next menu items "Positions" and "Movements" provide details on all account and securities account holdings as well as full details on past movements in your account and securities account.

The menu item "Documents" holds all documents made available to you under the Online Reporting service in the form of reports or online documentation. The menu item "Information on Online Reporting" comprises this User Manual as well as the terms and conditions for use and legal information.

Finally, the menu item "Message to client relationship manager" enables you to send a message to your personal relationship manager right from the Online Reporting service.

6.1.2. Global parameters

These are displayed in the top right corner of Online Reporting and allow you to select your client numbers, to define a specific time period and to change the reporting currency. The de-fault setting is the year-to-date period. If you wish, your client relationship manager can change your preferred default reporting currency and the client number to be selected when you log in to the service.

6.1.3. Customized home page

Depending on the level of detail you want to display on your home page, you may opt for one of two different home pages.

The standard home page provides you with a good overview of your current assets, year-to-date performance and the latest news.

The screenshot displays the Gutmann Online Reporting interface. At the top, the header includes the Gutmann logo and 'PRIVATE BANKERS'. Below this, a navigation bar shows the user's account details: 'D 76 Demo Portf. Max Mustermann', a date range '12/31/2022-05/03/2023', the currency 'EUR', and a 'LOGOUT' button. The main content area is titled 'Online Reporting' and 'Welcome to Gutmann Online Reporting!'. It features a 'Trial User' profile picture of Gabriela Untergraber. The 'Asset holdings' section shows 'Total assets shown in absolute figures and in percent are as of the reporting date indicated. If you require a different reporting period, please click on the date shown in the menu bar. For further information please click on the arrow next to the figure for total assets/percent.' The total assets are '5,034,176.02' and the year-to-date performance is '3.80%'. A 'News' section on the left shows 'Today' and '21 days ago' with a circular arrow icon. At the bottom, it says 'Income 2 RECENT PAYOUTS, DIVIDENDS, COUPONS'.

If you require more detailed information on the home page and direct links to account and securities account movements as well as position tables, you may opt for the Professional home page.

Your client relationship manager will be happy to change the home page for you if required.

6.2. Menu item Asset holdings

The menu item Asset holdings offers an overview of the development of the assets and the performance of your portfolio as well as the current status of asset allocation with links to further details.

EN

Gutmann
PRIVATE BANKERS

D 76: Demo Portf. Max Mustermann 12/31/2022-05/03/2023 EUR [LOGOUT](#)

TRIAL USER

Asset holdings

Demo Portf. Max Mustermann - 76

Asset development

Total assets as of 12/31/2022	EUR	4,849,785.24
+ incoming cash/securities	EUR	0.00
- Outgoing cash/securities	EUR	0.00
+/- Net change	EUR	184,390.79
Total assets as of 05/03/2023	EUR	5,034,176.02

Performance

Period	before taxes	after taxes
During reporting period	3.80%	3.80%
Last 12 months	0.42%	0.42%
since 01/01/2013	67.81%	67.81%
since 01/01/2013 p.a.	5.13%	5.13%

Total assets: is the value of all financial instruments, accounts and time deposits at the given reporting date, taking into account all costs and taxes paid.
Performance is calculated net of expenses (= net performance). The earliest date from which performance can be calculated is 31 December 1999. In addition, performance after taxes is net of taxes withheld at source or payable by Bank Gutmann.
Past Performance is not a reliable indicator for future results. Return may increase or decrease as a result of currency fluctuations.

Asset status

Securities	EUR	4,564,778.58	90.68%	TO SECURITIES OVERVIEW
Cash accounts	EUR	469,397.44	9.32%	TO LIST OF ACCOUNTS

6.2.1. Asset analysis

Asset analysis displays the current allocation by asset class, with the option of displaying sub-classes for individual asset classes (depending on the composition of the portfolio and the availability of look-through data for sub funds). In addition, asset allocation history can be displayed as well.

Asset analysis

Asset analysis comprises a detailed breakdown into investment categories as well as the currency allocation of the asset management strategy. Changes in allocation to investment categories as well as allocation to currencies are also shown here.

Assessment by asset class

■ Cash and money market ▾	EUR	557,149.41	11.07%	
■ Bonds ▾	EUR	778,632.01	15.47%	
■ Equities ▾	EUR	3,434,855.64	68.23%	
■ Alternative Investments ▾	EUR	257,474.99	5.11%	
■ Derivatives	EUR	512.48	0.01%	
■ Third party mixed funds	EUR	0.00	0.00%	
■ Pending payments	EUR	5,551.48	0.11%	
Total assets of 05/03/2023	EUR	5,034,176.02	100.00%	



Asset analysis

Asset analysis presents a detailed breakdown of the investment categories and currency allocation of the asset management strategy and the respective changes.

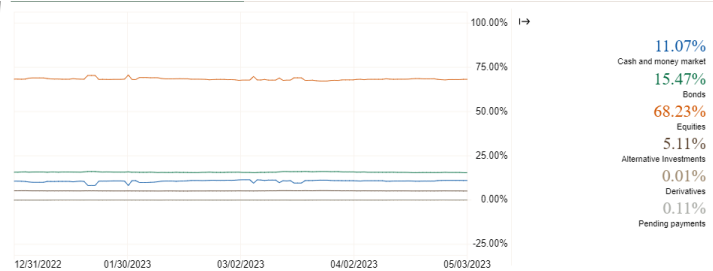
Assessment by asset class

■ Cash and money market ▾	EUR	33,554.98	0.75%
■ Bonds ▾	EUR	643,353.13	14.45%
■ Equities ▾	EUR	3,393,590.67	76.20%
■ Alternative Investments ▾	EUR	390,833.89	
■ Derivatives	EUR	-566.05	
■ Third party mixed funds	EUR	0.00	
■ Pending payments	EUR	-7,431.85	
Total assets of 11/13/2018	EUR	4,453,334.77	

Asset analysis

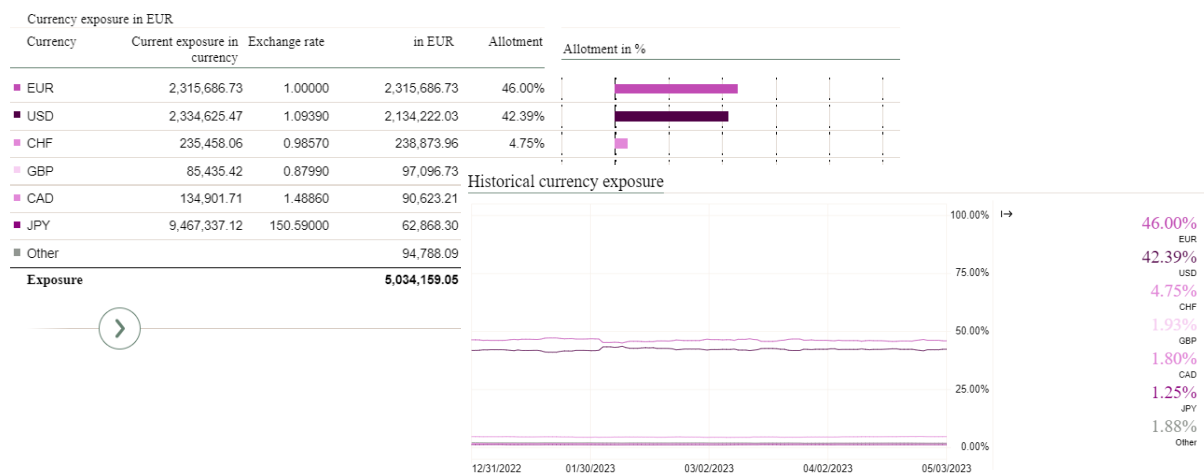
Asset analysis comprises a detailed breakdown into investment categories as well as the currency allocation of the asset management strategy. Changes in allocation to investment categories as well as allocation to currencies are also shown here.

Historical change in asset allocation



Another table shows the current currency composition of the portfolio as well as the history of currency exposure. Occasionally, portfolio composition and the non-availability of look-through data for sub funds may render a full look-through calculation of portfolio positions impossible.

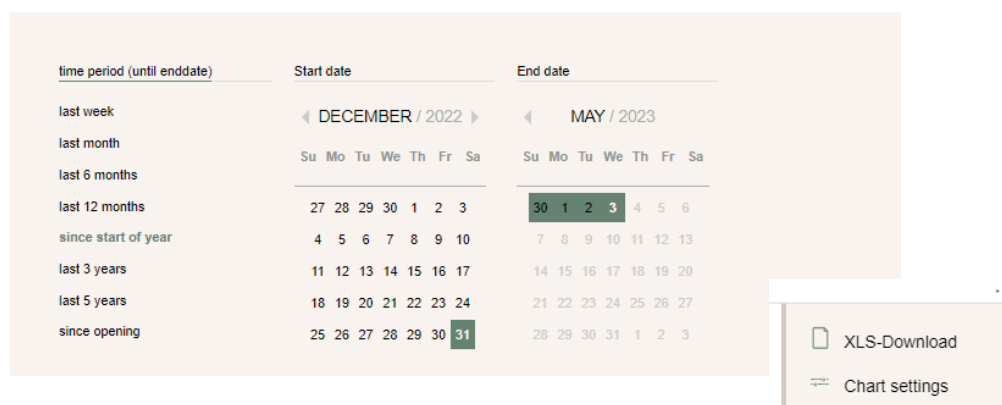
Currency exposure



6.3. Menu item Performance

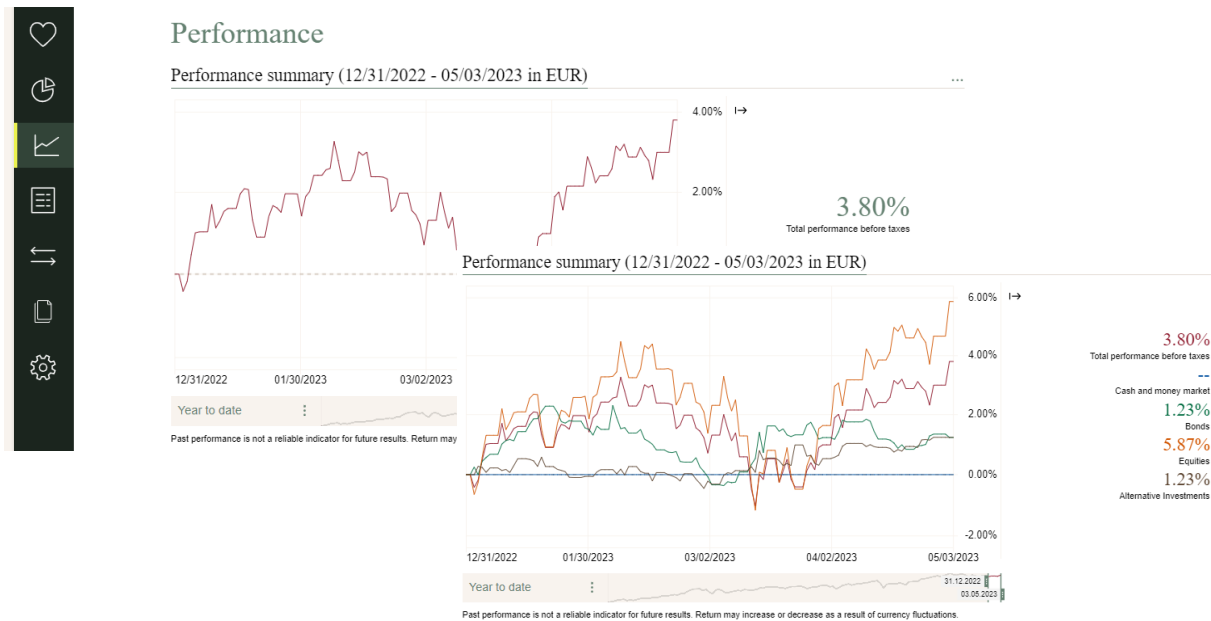
Under the menu item Performance, you find various options for analyses in the form of line charts. Within each chart, the period covered by the data displayed can be individually specified by using the box in the bottom left corner, which allows the user to select a starting date and an end date in addition to predefined time periods. Likewise, with all line charts the Options section in the top right corner offers the option of downloading the data displayed in the chart (with the exception of benchmark data) as Excel time series.

Performance



6.3.1. Performance chart

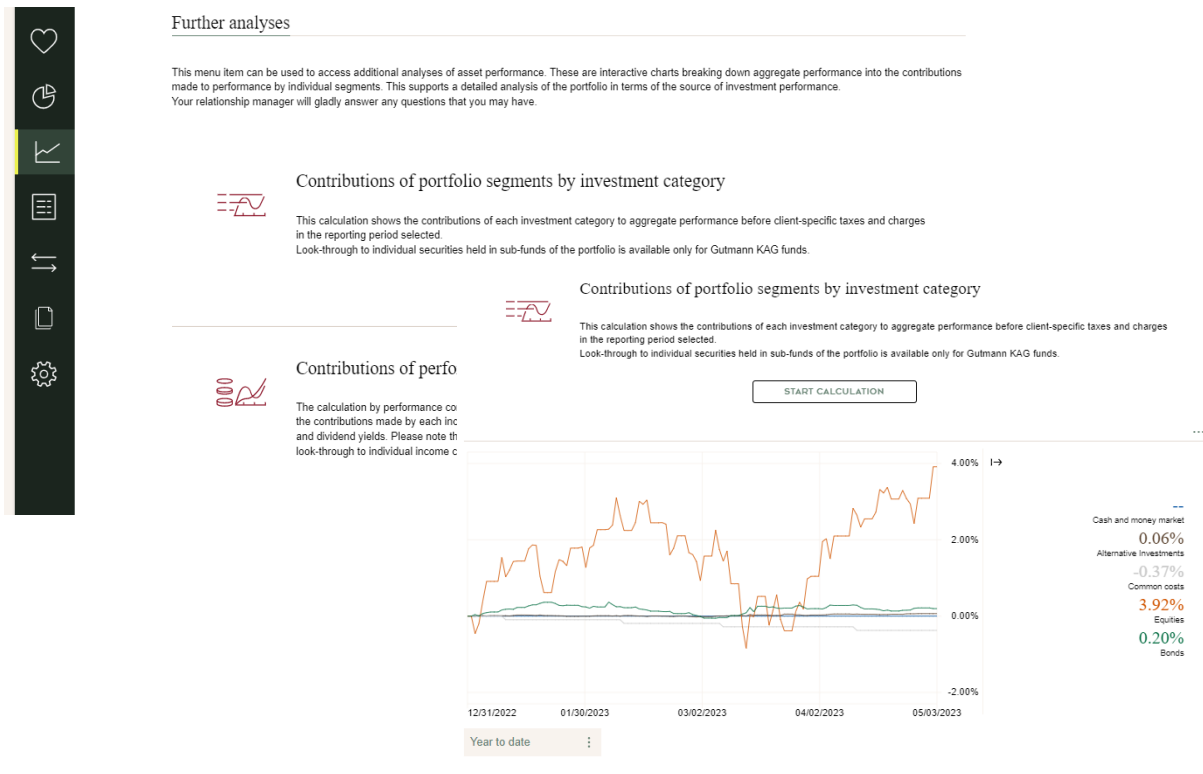
The performance chart shows the aggregate performance of the client number selected prior to tax. The chart options shown in the top right corner offer the user the download function as well as performance by asset class.



6.3.2. Further analyses

Under the heading of "Further analyses", Online Reporting offers the option of calculating performance contribution in real time. For this purpose, three different categories are available.

"Contribution of asset classes" shows the contributions of each asset class to the aggregate performance of the portfolio selected, prior to client-specific taxes and fees. "Contribution of performance components" shows the performance contributions of capital gains, currency gains and interest and dividend income. "Contribution of performance components by currency" shows performance contributions of individual positions grouped by currency.



With all of the three analysis options offered, due to data availability, look-through to sub funds held in the portfolio at individual asset level is possible only for Gutmann KAG funds.

6.4. Menu item Positions

The menu item Positions is broken down into three sub-menu items, with an expanded search function as well as the option of downloading all data in Excel format being available under each item.

Hide extended search ^

Asset class (i)

Currency (i)

Bonds
Bond Funds
Equity Funds
Alternative Investments

EUR

Download Account overview

Download position list of entire portfolio

Including open orders

Not including open orders

6.4.1. Movements in accounts and securities accounts

Under the Accounts category, all active accounts of the client number selected are shown including all account details. The Movements icon in the list of accounts takes you to the account movements of the account you wish to view.

The screenshot displays the Gutmann Private Bankers web application interface. On the left, a vertical navigation bar contains icons for Home, Portfolio, Accounts, Movements (highlighted), Transactions, and Settings. The main content area is divided into two sections: 'Account overview' and 'Account Movements'.

Account overview
Demo Portf. Max Mustermann - 76

Search []

Download Account overview []
Download position list of entire portfolio []

Account overview	IBAN	Exchange rate	Balance in account currency	
Client 76				
Demokonto Max Mustermann - PM	AT539999900011110081	1.00000	469.397.44	EUR

Account Movements
Demokonto Max Mustermann - PM (AT539999900011110081, EUR)


Search [] Show extended search []

Download account movements [] 3 Results | Reset

Date	Type of transaction	Wording	Turnover account currency	Statement
02/01/2023	Distribution	Distribution Gutmann Global Dividends (EUR) (A) (AT0000A0LXW3)	42.050.88	
02/15/2023	Distribution	Distribution Gutmann Core Equities (EUR) (T) (AT00000973003)	22.558.80	
04/20/2023	Distribution	Coupon 0,5% Oesterreich. Republik 17-20.04 (AT0000A1VGK0)	1.036.24	

6.4.2. Securities positions

The sub-menu item Securities positions offers an overview of all portfolio holdings of the client number selected or the securities account selected. Clicking on a specific position displays detailed information on the position plus a performance chart. The links appearing in the details such as "Show transaction list" and "Show income" enable the user to go to yet another level offering additional details on transactions and income relating to this specific position. If the position is a Gutmann KAG fund, a link will take you from the positions list direct to the fund details on the Gutmann KAG website.



Securities positions

Demo Portf. Max Mustermann - 76

Search

Show extended search

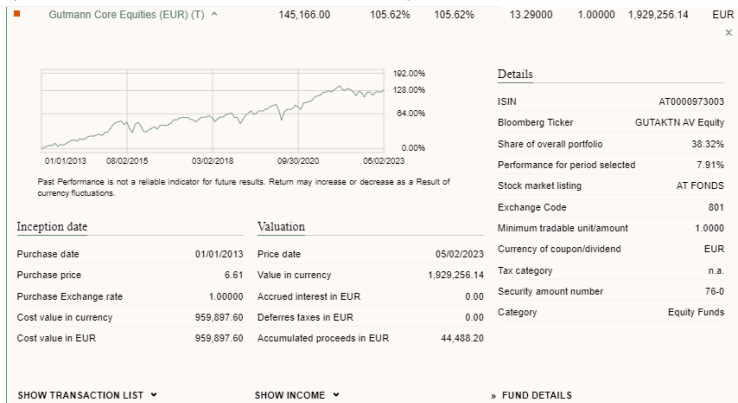
8 Results | [Reset](#)

[Download securities positions](#)

[Download total position list overall portfolio](#)

Securities account details

Type	Title	Performance		Valuation		Exchange rate	Value in EUR	
		Nominal value/share	in currency	in EUR	Price			
>	0,5% Oesterreich, Republik 17-20.04 ...	207,247.00	-12.94%	-12.94%	92.09538	1.00000	190,901.73	EUR
>	Gutmann Global Bonds Strat(EUR)(T)	45,593.00	1.61%	1.61%	12.92000	1.00000	589,061.56	EUR
>	Cramer Ro.McGI-CRM Lg/Sh.Opp.	334.00	13.39%	13.39%	216.93700	1.00000	72,456.96	EUR
>	Invesco Fds-Inv.GI Target.Ret.	7,349.00	0.00%	0.00%	10.79210	1.00000	79,311.14	EUR
>	Laffite Risk Arbitrage UCITS							
>	Nordea 1 - Alpha 10 MA Fund							



ISIN	AT0000973003
Bloomberg Ticker	GUTAKTN AV Equity
Share of overall portfolio	38.32%
Performance for period selected	7.91%
Stock market listing	AT FONDS
Exchange Code	801
Minimum tradable unit/amount	1.0000
Currency of coupon/dividend	EUR
Tax category	n.a.
Security amount number	76-0
Category	Equity Funds

6.4.3. Other positions

Under Other positions, you will find a table with portfolio components that are neither an account nor a securities position, but tax accruals or payments pending.

If your client number comprises holdings that are not eligible for inclusion in a securities account, an addition table will be displayed with other investments (no securities pursuant to § 1 para 1 Depotgesetz (Securities Deposit Act)) showing all details on these positions.

Other positions

Gutmann Investor EUR 40

Search

[Download position list other positions](#)

1 Result | [Reset](#)

[Download position list of entire portfolio positions](#)

Other portfolio positions :

	Nominal value/share	Price	Exchange rate	Value in EUR	
> Accruals	-81,363.49	1.00000	1.00000	-81,363.49	EUR

6.5. Menu item Movements

The menu item Movements is broken down into three sub-menu items, which offer an ex-panded search function and downloading of all data in Excel format.

6.5.1. Movements in the securities account

The sub-menu item Movements in securities account shows all securities transactions of the client number selected and/or the securities account selected within the defined time period. Clicking on a transaction will display further details. If a settlement document is available for the transaction it can be downloaded direct from the transactions list.

Deposit Transactions

Demo Portf. Max Mustermann - 76

Show extended search ▾

Download Deposit Transactions
2 Results | [Reset](#)

Date ▾	Type of transactions ▾	Nominal/share ▾	Title ▾	✎	Exchange rate in currency ▾	Value in EUR ▾	Securities statement
> 01/08/2021	Buy	207,247.00	0.5% Oesterreich, Republik 17-20.04.2027		EUR 107.16269	222,849.48	
> 01/08/2021	Buy	18,477.00	01/08/2021 Buy		207,247.00 0.5% Oesterreich, Republik 17-20.04.2027	EUR 107.16269	222,849.48

Settlement amounts		Billing information		Details	
Market value in currency	222,091.47	Currency billing account	EUR	Trade date	01/08/2021
Accrued interest in currency	-758.01	Billing account	11110081	Value date	01/12/2021
Taxes in currency	0.00	Exchange rate	1.00000	Booking day	01/11/2021
Third-party fees in currency	0.00	Value in currency	222,849.48	Securities account number	76-0
Sub total in currency	222,091.47	Credit/Debit in account currency	-222,849.48	ISIN	AT0000A1VGK0
Clearing expenses in currency	0.00			Statement number	606533
Securities fees in currency	0.00				

6.5.2. Distributions/dividends/coupons

In the tabulation of Distributions/dividends/coupons, you will find all corporate actions that have been settled and relate to your portfolio positions plus a variety of details, if required.

Demo Portf. Max Mustermann - 76

Search

Show extended search Download Payouts 10 Results | [Reset](#)

Settlement amounts		Billing informations		Details	
Gross value in currency	24.718.08	Currency billing account	EUR	Trade date	02/01/2022
Taxes in currency	0.00	Billing account number	11110081	Value date	02/01/2022
Third-party fees in currency	0.00	Exchange rate	1.00000	Booking day	02/02/2022
Subtotal in currency	24.718.08	Value in currency	24.718.08	Securities account number	76-0
Exchange rate commission	0.00	Credit/Debit in account currency	24.718.08	ISIN	AT0000A0LXW3
				Statement number	937811

Based on your portfolio positions, the liquidity forecast shows all future payments currently known to and expected by us over the next three years.

Demo Portf. Max Mustermann - 76

Search

Show extended search

1 Year 2 Years 3 Years

1 Result | [Reset](#)[Download liquidity forecast](#)


Month	Date	Nominal value	Title		Text	Gross value in EUR	Net amount in EUR
April	04/20/2024	207,247.00	0.5% Oesterreich, Republik 17-20.04 17-20.04 2027	EUR	Coupon	1,036.24	1,036.24

Under this menu item, you will find all documents that have been released for Online Reporting purposes. They comprise all settlement documents of securities transactions and corporate actions as well as account and securities account statements. In addition, a variety of other documents is also provided depending on the strategy and the composition of the portfolio. If you have agreed with your client relationship manager that you will receive periodic portfolio reports, you will also find these under this menu item.



Documents

Search 

Document type 

All 

884 Results

Year 2022 

June 



ACCOUNT STATEMENT - ACCOUNT AT461914004563200023
AT461914004563200023 GUTMANN INVESTOR EUR 40 KONTOAUSZUG 2022-06-07 81
08/07/2022 | PDF

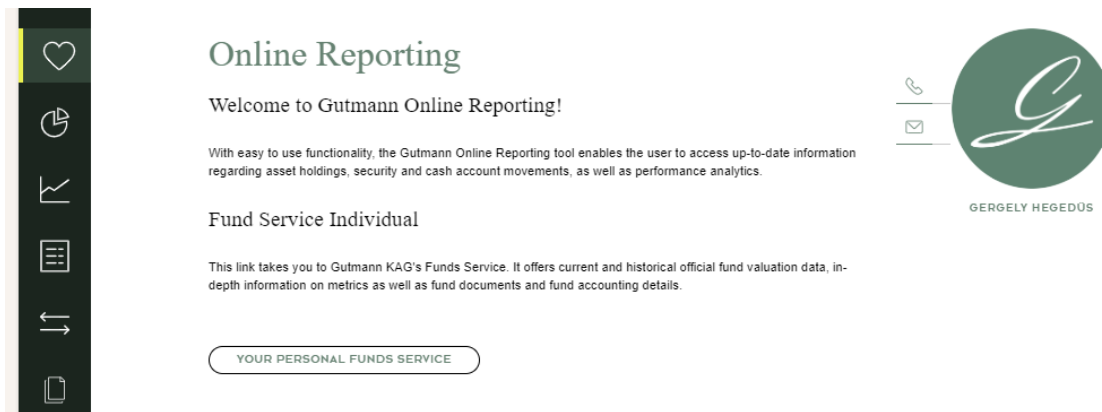


ACCOUNT STATEMENT - ACCOUNT AT461914004563200023
AT461914004563200023 GUTMANN INVESTOR EUR 40 KONTOAUSZUG 2022-05-31 79
08/01/2022 | PDF

7. Your Personal Funds Service

Clients invested in special funds have the possibility to access the Fund Service Individual via the Online Reporting service. The Fund Service Individual provides historic and current official fund valuations from Gutmann KAG, whereas the Online Reporting service provides data from the core banking system of the bank.

In addition to the various information relating to the fund, clients have access to extensive information and key figures as well as to the fund documents and booking details from the fund accounting system. The link to the Fund Service Individual can be found on the home page of the Online Reporting service.



Online Reporting

Welcome to Gutmann Online Reporting!

With easy to use functionality, the Gutmann Online Reporting tool enables the user to access up-to-date information regarding asset holdings, security and cash account movements, as well as performance analytics.

Fund Service Individual

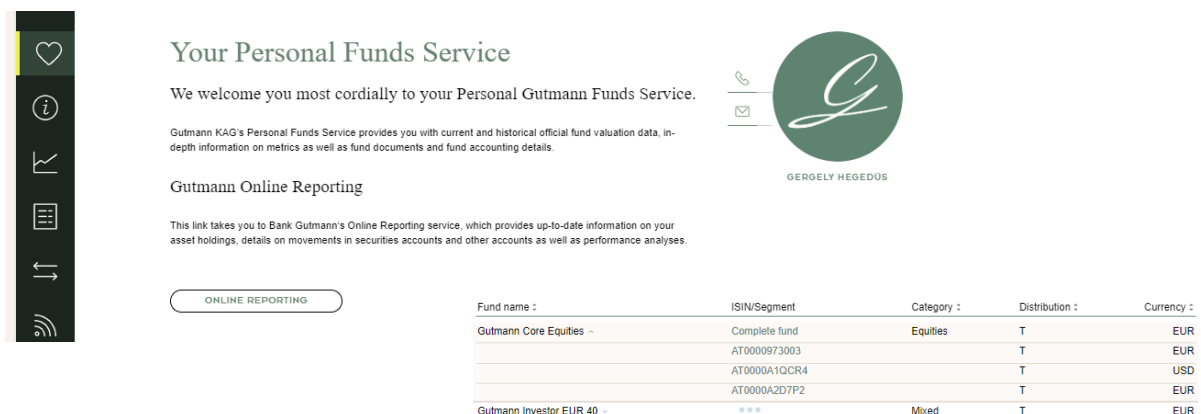
This link takes you to Gutmann KAG's Funds Service. It offers current and historical official fund valuation data, in-depth information on metrics as well as fund documents and fund accounting details.

YOUR PERSONAL FUNDS SERVICE

GERGELY HEGEDÜS

7.1. Home page and Menu

An overview of the fund together with the contact details of the adviser is displayed on the home page. Clients have the opportunity to navigate between the Fund Service Individual and the Online Reporting service. A menu bar is displayed in a similar way to the Online Reporting service on the left-hand side, providing access to all available data and analysis options.



Your Personal Funds Service

We welcome you most cordially to your Personal Gutmann Funds Service.

Gutmann KAG's Personal Funds Service provides you with current and historical official fund valuation data, in-depth information on metrics as well as fund documents and fund accounting details.

Gutmann Online Reporting

This link takes you to Bank Gutmann's Online Reporting service, which provides up-to-date information on your asset holdings, details on movements in securities accounts and other accounts as well as performance analyses.

ONLINE REPORTING

GERGELY HEGEDÜS

Fund name :	ISIN/Segment	Category :	Distribution :	Currency :
Gutmann Core Equities -	Complete fund	Equities	T	EUR
	AT0000973003		T	EUR
	AT0000A1QCR4		T	USD
	AT0000A2D7P2		T	EUR
Gutmann Investor EUR 40 -	***	Mixed	T	EUR

7.1.1. Available menu options

The menu bar displayed on the left-hand side guides you through all available pages. The first menu item displays the homepage with an overview of the fund and the contact details of your adviser. The tab "Details" leads you to the page with the detailed information on the fund, its tranches and segments. Under "Performance", you will find different chart analysis.

The menu items "Positions" and "Transactions" provide you with detailed information on the fund holdings as well as all the details relating to historical transactions including distributions/dividends/coupons.

Your current subscriptions are displayed under "Subscription Service" and you have the possibility of subscribing to further publications and fund documents. Historic versions of the fund documents can be found and downloaded under "Archive". This user manual, terms and conditions as well as legal information are displayed under "Information about Fund Service Individual".

The last menu icon "Envelope" provides you with the opportunity to leave a message to your personal adviser.

7.1.2. Individual parameters

You will find the settings for your individual parameters relating to your fund, tranches and segments in the top right hand side of the window. The default setting for the timeline is year to date.

7.2. Menu item "Details"

Under "Details", you will find extensive information on the key figures of the fund, tranches and segments. Depending on the structure of the fund and the selected fund element, a de-tailed or summarized illustration will be displayed.

The basic information presents an overview of all important information such as the fund authorization, ISIN name, tranche currency, fund type, appropriation of profits, fiscal year, unit value, factsheet, PRIIPs KID and the risk-reward profile.

Details

Gutmann Core Equities (T, EUR) - AT0000973003

The Gutmann Core Equity strategy invests globally in around 50 selected stocks of what we consider to be the most attractive companies. The diversified, almost equally weighted equity portfolio participates in the success of these companies over the long term.

Gutmann Core Equities is a fund that aims high long-term capital gain. The fund's equity selection is actively made based on fundamental and/or technical focus whereat a temporary focus is possible. Further the fund is allowed to invest in

Base Data

Fund admitted for sale in	AT, DE
Name	Gutmann Core Equities (T, EUR)
ISIN	AT0000973003
Tranche currency	EUR
Type of fund	OGAW
Revenue use	Non distribution
End of financial year	12/31/2023

EUR **13.18**

Calculated net asset value
Calculated on 05/08/2023

Risk-reward-profile
Level 4 of 7

FACTSHEET 06/30/2022 | PDF | 157.9 kB
KID 02/18/2022 | PDF | 125.5 kB

You will find all relevant trading information: price at issuance, redemption price, issuing premium, redemption premium, trading frequency, cut-off times and value dates. On the right, you will find the details of your adviser including contact details. The graphically displayed asset allocation illustrates the current allocation and investment strategy

Trading Information

Issue price	EUR 13.71
Redemption price	EUR 13.18
Sales charge (max.)	4.00%
Redemption charge (max.)	0.00%
Trading frequency	
Cut-off time	
Value date	

Fund Manager



Fund Composition

Cash and money market	1.35%
Bonds	0.00%
Equities	98.47%
Alternative Investments	0.00%
Derivatives	0.00%
Pending payments	0.18%

The data shown above represents the economic view of the portfolio composition, which can deviate from official fund documents, which are based on legal classification of instruments.

"Other information" provides you with further details regarding the fund and on the right; you will find information concerning the last annual distribution.

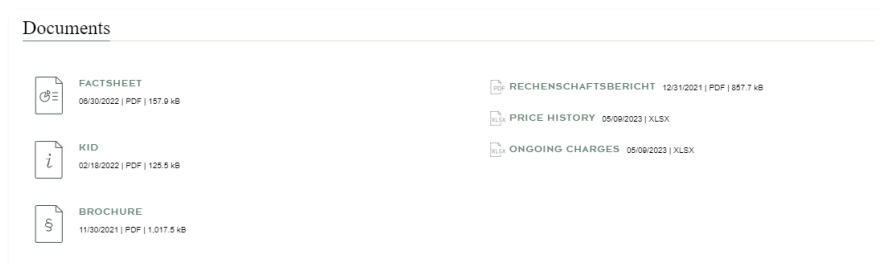
Other Information

Fund volume	EUR 275,347,158.35
Tranche volume	EUR 209,867,379.12
Total certificates	15,914,750.00
Date of first issue	12/28/1995
Ongoing charges (12/31/2021)	1.67%
Information for German investors	
Funds type	Equity fund
Equity gain for commercial investors	21.97%
Equity gain for corporate investors	21.97%
Tax free gain from foreign real estate	0.00
Accumulated reinvested income (12/31/2017) in EUR	0.8241

Last Yearly Distribution

Date	02/15/2023
Reinvestment shares	14,302,458.00
Total reinvestment	2,222,601.9732
Capital gains tax, total	0.1554

All current documents can be downloaded in the lower section under the fund details as well as historical documents listed in the archive section. Additionally, you have the possibility to register for new documents and receive these via email.



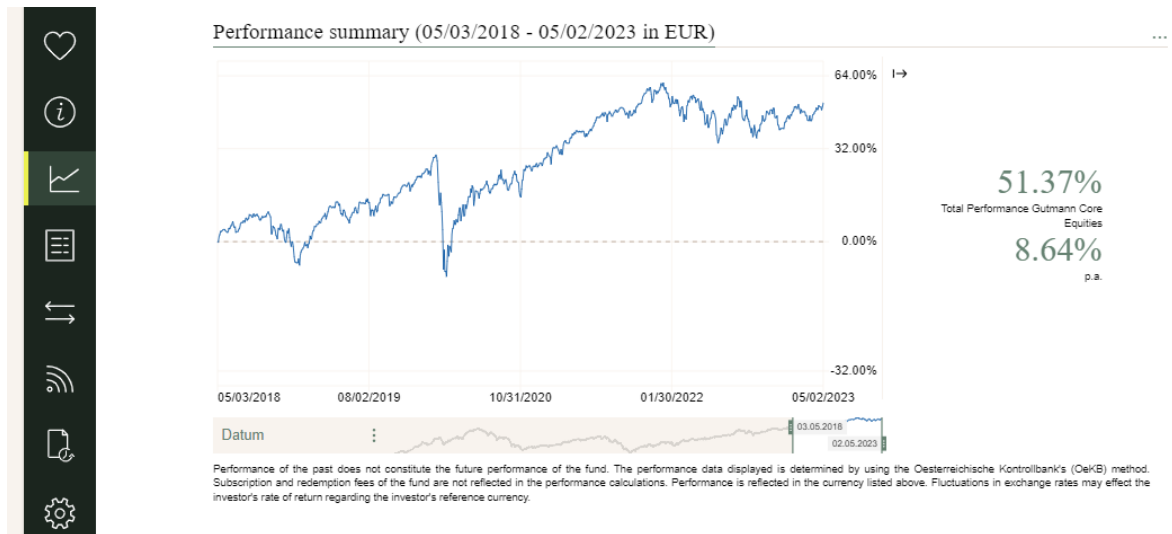
7.3. Menu item "Performance"

Various performance valuations are available in the "Performance" tab in form of linear charts. In the top right hand corner, you have the option to download the data used for the chart into an excel spreadsheet (besides data relating to the benchmark). Additionally, it is possible to add the benchmark (so long as one has been defined) to the fund, tranche or segment. You also have the option to display a differential chart by selecting the time series de-fining respectively the base time series and the available timeframe.



7.3.1. Performance chart

The performance data, provided in the performance overview, has been computed using the calculation method of the OeKB. Additional funds as well as benchmarks can be added to the chart in the chart settings. The performance dates of the data displayed in each chart can be individually overridden by changing the start and end dates.



7.4. Menu item "Positions"

The holdings are listed under "Positions" and aggregated by asset class. Each asset class being easily identifiable by its own specific color. Data can be configured through an advance search and downloaded into Excel. Extensive information is available for each position.

Positions

Gutmann Core Equities

Search Show extended search

Download Positions 54 Results Reset

Securities account details by asset class		Performance		Valuation		Foreign exchange rate		Value in EUR		Details	
Type	Title	Share/Nominal value	in currency	in EUR	Exchange rate	Foreign exchange rate	Value in EUR				
>	GAF Bank Gutmann Ordinario CHF	863.19	n/a	n/a	1.00000	0.98347	877.70	CHF			
>	GAF Bank Gutmann Ordinario EUR	9,269,517.12	n/a	n/a	1.00000	1.00000	9,272,719.77	EUR			
>	GAF Bank Gutmann Ordinario GBP	7,202.48	n/a	n/a	1.00000	0.87718	8,219.67	GBP			
>	GAF Bank Gutmann Ordinario USD	334,701.65	n/a	n/a	1.00000	1.09805	305,258.98	USD			
>	Accruals	423,786.57	n/a	n/a	1.00000	1.00000	423,786.57	EUR			
>	3M Co.	48,855.00							17.94%	111.11000	1.09805 5,146,142.04 USD
>	ABBOTT LABORATORIES	50,857.00							13.58%		
>	AbbVie Inc.	38,052.00									

Acquisition		Valuation		Details	
Acquisition date	05/03/2018	Value in currency	5,650,721.27	ISIN	US0028241000
Currency acquisition exchange rate	102.64	Performance as of acquisition price in currency	10.82%	Bloomberg Ticker EN	ABT US Equity
Initial exchange rate	1.13927	Performance as of acquisition price in EUR	14.96%	Percentage of fund assets	1.88%
Cost value in currency	5,219,980.85	Accrued interest in currency	0.00	Stock market listing	NEW YORK STOCK EXCHANGE (NYSE)
Acquisition value in EUR	4,581,851.65	Asset value in currency	4,975,170.10	Minimum tradable unit	1.0000
		Asset value in EUR	4,363,400.72	Currency of coupon/dividend	USD
		Profit and loss in EUR	782,741.32	Category	Equities
		Cumulative Earnings in EUR	120,951.61		

7.5. Menu item "Deposit Transactions"

The transaction tab offers the possibility of an advance search and excel download.

7.5.1. Custody account transactions

Under custody account transactions, you will find all transactions relating to the positions in the selected fund element within a defined time-period. A page with further detailed information opens when clicking on a transaction.

♥
i
📈
📊
↕
📶
📄

Deposit Transactions

Gutmann Core Equities

Show extended search ▾

[Download Deposit Transactions](#) 68 Results | [Reset](#)

Date	Transaction type	Units	Title	Security Price in Currency	Value in EUR
01/04/2023	buy securities	7,958.00	Intuit Inc.	USD 402.05960	3,044,742.89
01/05/2023	sell	-64,180.00	Twilio Inc.	USD 50.00420	-3,050,731.27
01/16/2023	buy securities	3,991.00	The Walt Disney Co.	USD 98.47930	363,207.93
01/16/2023	buy securities	1,673.00	Intuit Inc.		
01/16/2023	buy securities	2,986.00	Apple Inc.		

Settlement amounts		Billing information		Details	
Market value in currency	393,281.55	Foreign exchange rate	0.92353	Trade date	01/13/2023
Accrued interest in currency	0.00	Realized profit and loss in EUR	0.00	Value date	01/16/2023
Taxes in currency	0.00			ISIN	US2546871060
Third-party fees in currency	196.52			Transaction label	15919733
In-house fees in currency	54.14			Category	Equities

7.5.2. Payouts

In the "Payouts" schedule, you will find all positions, which have been accounted for, as well as the details of the individual bookings.

♥
i
📈
📊
↕
📶
📄

Payouts

Gutmann Core Equities

Show extended search ▾

[Download Payouts](#) 42 Results | [Reset](#)

Booking date	Transaction type	Units	Title	Earnings per share	Net Amount in EUR
01/02/2023	RD	133,763.00	BANK OF AMERICA CORP.	USD 0.22000	19,148.82
01/05/2023	RD	230,826.00	TELUS CORP.	CAD 0.35110	42,031.07
01/16/2023	RD	86,060.00	TotalEnergies SE	EUR 0.69000	59,381.40
01/16/2023	RD	52,102.00	Philip Morris		
01/16/2023	RD	52,102.00	Philip Morris		

Settlement accounts		Billing information		Details	
Gross amount in currency	59,381.40	Gross amount in EUR	59,381.40	Trade date	01/02/2023
Taxes in currency	0.00	Foreign Exchange rate	1.00000	Value date	01/12/2023
Third-party fees in currency	0.00			Ex-dividend date	01/16/2023
In-house fees in currency	0.00			ISIN	FR0000120271
Value in currency	59,381.40			Transaction label	15919340
				Category	Equities

7.6. Menu item "Subscription Service"

Under the tab "Subscription Service", you will find an overview of your current subscriptions and have the opportunity to subscribe to further fund documents relating to your special fund. Current and historic assessment files are also available as excel downloads.

In the subscription management section of Your Personal Funds Service, you can subscribe to individual publications, specific to your special fund, as well as to publications relating to Gutmann KAG public funds in the public publications.

Subscription Service

In the Subscription Service you will find a list of your current subscriptions and you may subscribe to additional fund documents at any time. In addition, current price information on all public funds is available for downloading.

Use the Administration Tab to edit or terminate current subscriptions. In the comprehensive list of all funds, you may select those funds for which information will be sent to you by email on a regular basis. After you have selected a fund, it will appear in Subscription overview and you will be able to subscribe to specific or all types of individual documents by placing a check mark in the appropriate box.

[TO THE PUBLIC INFOSERVICE](#)

Export funds valuation	Subscription	Actual overview	
Export funds valuation	<input type="checkbox"/>	–	TO ARCHIVE »

Subscription Service

Preferred Language ⓘ

Funds name ⓘ (0 abonniert)	ISIN ⓘ	<input type="checkbox"/> All	<input type="checkbox"/> KID ⓘ	<input type="checkbox"/> Factsheet	<input type="checkbox"/> Further Documents ▼
Gutmann Core Equities	AT0000A2D7P2	<input type="checkbox"/>	<input type="checkbox"/>	<input type="checkbox"/>	<input type="checkbox"/> Further Documents ▼
Gutmann Core Equities	AT0000A1QCR4	<input type="checkbox"/>	<input type="checkbox"/>	<input type="checkbox"/>	<input type="checkbox"/> Further Documents ▼
Gutmann Core Equities	AT0000973003	<input type="checkbox"/>	<input type="checkbox"/>	<input type="checkbox"/>	<input type="checkbox"/> Further Documents ▼
Gutmann Investor EUR 40	AT0000A1FHQ8	<input type="checkbox"/>	<input type="checkbox"/>	<input type="checkbox"/>	<input type="checkbox"/> Further Documents ▼
Gutmann Investor EUR 40	AT0000779376	<input type="checkbox"/>	<input type="checkbox"/>	<input type="checkbox"/>	<input type="checkbox"/> Further Documents ▼

[SAVE](#)

7.7. Menu item "Archive"

You can access and download historic versions of your fund documents under the "Archive" tab.

Archive

Search

Document type ⓘ All ▼

163 Results

Year 2022 ^

June ^

	FACTSHEET FACTSHEETS GUTHANN AKTIENFONDS ENGLISCH 06/30/2022 PDF 121 kB
	FACTSHEET FACTSHEETS GUTHANN AKTIENFONDS ENGLISCH 06/30/2022 PDF 157.9 kB

8. Security and technology

Utmost security is one of the core values of Bank Gutmann. Online Reporting therefore uses technology and security standards that conform to the state of the art common in the market.

8.1. Security

Security of your data is important to us. Therefore, strong customer authentication is used as part of 2-factor authentication when logging into Gutmann Online. The strong customer authentication is based on the use of two or more elements categorized as possession (something only the authorized person has), knowledge (something only the authorized person knows) or inherence (something the authorized person is), that are independent, in that the breach of one does not compromise the reliability of the others, and is designed in such a way as to protect the confidentiality of the authentication data.

8.2. Technical information

Due to the large data volumes that are sometimes available in Online Reporting, use of the Microsoft Internet Explorer may occasionally lead to lengthy loading times. For best results in using the features of the new Online Reporting system, we recommend you use the browsers Microsoft Edge, Google Chrome, Mozilla Firefox or Safari.

